

DocuSign Envelope ID: 9C887379-6CDB-46B3-8C43-8DCE3204C74E

PROPERTY LOCATED AT: 31 COZY CORNER TA R 81 R 9 WELS

PROPERTY DISCLOSURE

Under Maine Law, certain information must be made available to buyers prior to or during preparation of an offer. This statement has been prepared to assist prospective buyers in evaluating this property. This disclosure is not a warranty of the condition of the property and is not part of any contract between Seller and any Buyer. Seller authorizes the disclosure of the information in this statement to real estate licensees and to prospective buyers of this property. The Seller agrees to provide prompt notice of any changes in the information and this form will be appropriately changed with an amendment date. Inspections are highly recommended.

DO NOT LEAVE ANY QUESTIONS BLANK. STRIKE, WRITE N/A OR UNKNOWN IF NEEDED.

SECTION I - WATER SUPPLY

TYPE OF SYSTEM: Public Private Seasonal Unknown
 Drilled Dug Other Lake water

MALFUNCTIONS: Are you aware of or have you experienced any malfunctions with the (public/private/other) water system?

Pump (if any): N/A Yes No Unknown

Quantity: Yes No Unknown

Quality: Yes No Unknown

If Yes to any question, please explain in the comment section below or with attachment.

WATER TEST: Have you had the water tested? Yes No

If Yes, Date of most recent test: _____ Are test results available? .. Yes No

To your knowledge, have any test results ever been reported as unsatisfactory or satisfactory with notation? Yes No

If Yes, are test results available? Yes No

What steps were taken to remedy the problem? _____

IF PRIVATE: (Strike Section if Not Applicable):

INSTALLATION: Location: _____

Installed by: _____

Date of Installation: _____

USE: Number of persons currently using system: _____

Does system supply water for more than one household? Yes No Unknown

Comments: Water is from Lake and Seasonal

Source of Section I information: Observation + Trustee of the Asbate

Buyer Initials _____

Page 1 of 7

Seller Initials Laurie Schrier, Trustee of the

DocuSign Envelope ID: 9C887379-6DDB-46B3-BC43-8DCE32M4C74E

PROPERTY LOCATED AT: 31 Cozy Corner TA R8, R9 WELS

SECTION II - WASTE WATER DISPOSAL

TYPE OF SYSTEM: Public Private Quasi-Public Unknown

IF PUBLIC OR QUASI-PUBLIC (Strike Section if Not Applicable):
Have you had the sewer line inspected?..... Yes No
If Yes, what results: _____
Have you experienced any problems such as line or other malfunctions? Yes No
What steps were taken to remedy the problem? _____

IF PRIVATE (Strike Section if Not Applicable):
Tank: Septic Tank Holding Tank Cesspool Other: _____
Tank Size: 500 Gallon 1000 Gallon Unknown Other: _____
Tank Type: Concrete Metal Unknown Other: _____
Location: Left side driveway - behind bedroom window OR Unknown
Date installed: Unknown Date last pumped: Unknown Name of pumping company: Unknown
Have you experienced any malfunctions? Yes No
If Yes, give the date and describe the problem: _____

Date of last servicing of tank: _____ Name of company servicing tank: _____
Leach Field: Yes No Unknown

If Yes, Location: _____
Date of installation of leach field: _____ Installed by: _____
Date of last servicing of leach field: _____ Company servicing leach field: _____
Have you experienced any malfunctions? Yes No
If Yes, give the date and describe the problem and what steps were taken to remedy: _____

Do you have records of the design indicating the # of bedrooms the system was designed for? Yes No
If Yes, are they available? Yes No
Is System located in a Shoreland Zone? Yes No Unknown

Comments: believe there is a grey water system as well
Source of Section II information: Trustee of Estate

DocuSigned by:
Laurie Schrier, Trustee of the Estate
D0819360E0EB490...

Buyer Initials _____ Page 2 of 7 Seller Initials _____

DocuSign Envelope ID: 9C887379-6DD8-46B3-BC43-8DCE3204C74E

PROPERTY LOCATED AT: 31 Cozy Corner TA R8 + R9

SECTION III - HEATING SYSTEM(S)/HEATING SOURCE(S)				
Heating System(s) or Source(s)	SYSTEM 1	SYSTEM 2	SYSTEM 3	SYSTEM 4
TYPE(S)	Gas Monitor	Fireplace - Insert		
Age of system(s) or source(s)	UNsure - 20 ± Year	1964		
Name of company that services system(s) or source(s)	Dead River	unknown		
Date of most recent service call	unknown	unknown		
Annual consumption per system or source (i.e., gallons, kilowatt hours, cords)	used when needed	used when needed		
Malfunction per system(s) or source(s) within past 2 years		-		
Other pertinent information	Both Gas monitor + fireplace should be checked before long term use			

- Are there fuel supply lines? Yes No Unknown
- Are any buried? Yes No Unknown
- Are all sleeved? Yes No Unknown
- Chimney(s): Yes No
- If Yes, are they lined: Yes No Unknown
- Is more than one heat source vented through one flue? Yes No Unknown
- Had a chimney fire: Yes No Unknown
- Has chimney(s) been inspected? Yes No Unknown
- If Yes, date: _____
- Date chimney(s) last cleaned: _____
- Direct/Power Vent(s): Yes No Unknown
- Has vent(s) been inspected? Yes No Unknown
- If Yes, date: _____

Comments: _____

Source of Section III information: Trustee of Estate

SECTION IV - HAZARDOUS MATERIAL

The licensee is disclosing that the Seller is making representations contained herein.

- A. UNDERGROUND STORAGE TANKS** - Are there now, or have there ever been, any underground storage tanks on the property? Yes No Unknown
- If Yes, are tanks in current use? Yes No Unknown
- If no longer in use, how long have they been out of service? _____
- If tanks are no longer in use, have tanks been abandoned according to DEP? Yes No Unknown
- Are tanks registered with DEP? Yes No Unknown

Age of tank(s): _____ Size of tank(s): _____

Location: _____

Buyer Initials _____

Page 3 of 7

Seller Initials _____

DocuSigned by:

Laurie Schrier, Trustee of the Estate

00919360E0EB490

DocuSign Envelope ID: 9C887379-6DDB-46B3-BC43-8DCE3204C74E

PROPERTY LOCATED AT: 31 Cozy Corner TA R8, R9

What materials are, or were, stored in the tank(s)? _____

Have you experienced any problems such as leakage: Yes No Unknown

Comments: _____

Source of information: Trustee of Estate

B. ASBESTOS — Is there now or has there been asbestos:

As insulation on the heating system pipes or duct work? Yes No Unknown

In the ceilings? Yes No Unknown

In the siding? Yes No Unknown

In the roofing shingles? Yes No Unknown

In flooring tiles? Yes No Unknown

Other: _____ Yes No Unknown

Comments: None known on property

Source of information: Trustee of Estate

C. RADON/AIR - Current or previously existing:

Has the property been tested? Yes No Unknown

If Yes: Date: _____ By: _____

Results: _____

If applicable, what remedial steps were taken? _____

Has the property been tested since remedial steps? Yes No Unknown

Are test results available? Yes No

Results/Comments: _____

Source of information: Trustee of Estate

D. RADON/WATER - Current or previously existing:

Has the property been tested? Yes No Unknown

If Yes: Date: _____ By: _____

Results: _____

If applicable, what remedial steps were taken? _____

Has the property been tested since remedial steps? Yes No Unknown

Are test results available? Yes No

Results/Comments: _____

Source of information: Trustee of Estate

E. METHAMPHETAMINE - Current or previously existing:

Comments: None known

Source of information: Trustee of Estate

DocuSigned by:
Laurie Schrier, Trustee of the E
C0919360E0EB490...

Buyer Initials _____

Seller Initials _____

DocuSign Envelope ID: 9C887379-6DDB-46B3-BC43-8DCE3204C74E

PROPERTY LOCATED AT: 31 COZY CORNER TARBAG

F. LEAD-BASED PAINT/PAINT HAZARDS — (Note: Lead-based paint is most commonly found in homes constructed prior to 1978)

Is there now or has there ever been lead-based paint and/or lead-based paint hazards on the property?
..... Yes No Unknown Unknown (but possible due to age)

If Yes, describe location and basis for determination: _____

Do you know of any records/reports pertaining to such lead-based paint/lead-based paint hazards: Yes No

If Yes, describe: _____

Are you aware of any cracking, peeling or flaking paint? Yes No

Comments: Most of Property has Stain, + Paint

Source of information: Observation, Trustee of Estate

G. OTHER HAZARDOUS MATERIALS - Current or previously existing:

TOXIC MATERIAL: Yes No Unknown

LAND FILL: Yes No Unknown

RADIOACTIVE MATERIAL: Yes No Unknown

Other: _____

Source of information: Trustee of Estate

Buyers are encouraged to seek information from professionals regarding any specific issue or concern.

SECTION V — GENERAL INFORMATION

Is the property subject to or have the benefit of any encroachments, easements, rights-of-way, leases, rights of first refusal, life estates, private ways, trails, homeowner associations (including condominiums and PUD's) or restrictive covenants? Yes No Unknown

If Yes, explain: See Deed - Road Easements, etc

Source of information: Deed

Is access by means of a way owned and maintained by the State, a county, or a municipality over which the public has a right to pass? Yes No Unknown

If No, who is responsible for maintenance? Cedar Lake Lot Owners \$363 per Year

Road Association Name (if known): Cedar Lake Lot Owners \$363 per Year

DocuSigned by:
Laurie Schreier, Trustee of the
D0919330E0EB490

Buyer Initials _____

Page 5 of 7

Seller Initials _____

DocuSign Envelope ID: 9C887379-6DDB-46B3-BC43-8DCE3204C74E

PROPERTY LOCATED AT: 31 COZY CORN TA R8 + R9

Are there any tax exemptions or reductions for this property for any reason including but not limited to: Tree Growth, Open Space and Farmland, Veteran's, Homestead Exemption, Blind, Working Waterfront?.....
 Yes No Unknown

If Yes, explain: _____

Is a Forest Management and Harvest Plan available?..... Yes No Unknown
Is house now covered by flood insurance policy (not a determination of flood zone) Yes No Unknown

Equipment leased or not owned (including but not limited to, propane tank, hot water heater, satellite dish, water filtration system, photovoltaics, wind turbines): Type: Propane Tank

Year Principal Structure Built: 1969 ±

What year did Seller acquire property? 1969 ±

Roof: Year Shingles/Other Installed: 15-20 Years Old

Water, moisture or leakage: Some in Past, Punctured When Leaks - Some Stains Observed
Comments: Roof will need to be Redone soon

Foundation/Basement:

Is there a Sump Pump? Yes No Unknown

Water, moisture or leakage since you owned the property: Yes No Unknown

Prior water, moisture or leakage? Yes No Unknown

Comments: _____

Mold: Has the property ever been tested for mold? Yes No Unknown

If Yes, are test results available? Yes No

Comments: _____

Electrical: Fuses Circuit Breaker Other: _____ Unknown

Comments: _____

Has all or a portion of the property been surveyed? Yes No Unknown

If Yes, is the survey available? Yes No Unknown

Manufactured Housing - Is the residence a:

Mobile Home Yes No Unknown

Modular Yes No Unknown

Known defects or hazardous materials caused by insect or animal infestation inside or on the residential structure
..... Yes No Unknown

Comments: _____

KNOWN MATERIAL DEFECTS about Physical Condition and/or value of Property, including those that may have an adverse impact on health/safety: Trustee Has Limited Knowledge OF the

Property - Being Sold "AS IS" All Buyers Should seek Professional
Comments: Inspections ESTATE - Property/camp will need to be leveled

Source of Section V information: Trustee of Estate

Buyer Initials _____

Seller Initials _____
DocuSigned by:
Laurie Schrier, Trustee of the Estate

DocuSign Envelope ID: 9C887379-6DDB-46B3-BC43-8DCE3204C74E

PROPERTY LOCATED AT: 31 Cozy Corner TA A8 + A9

SECTION VI – ADDITIONAL INFORMATION

Camp has been in same family since it was built
Trustee has limited recent knowledge of camp and camp
being sold "AS IS" All Buyers should seek professional
inspections

ATTACHMENTS EXPLAINING CURRENT PROBLEMS, PAST REPAIRS OR ADDITIONAL INFORMATION IN ANY SECTION IN DISCLOSURE: Yes No

Seller shall be responsible and liable for any failure to provide known information regarding known material defects to the Buyer.

Neither Seller nor any Broker makes any representations as to the applicability of, or compliance with, any codes of any sort, whether state, municipal, federal or any other, including but not limited to fire, life safety, building, electrical or plumbing.

As Sellers, we have provided the above information and represent that all information is correct. To the best of our knowledge, all systems and equipment, unless otherwise noted on this form, are in operational condition.

DocuSigned by:

Laurie Schrier, Trustee of the Elaine Columbus Irrevocable Trust

SELLER _____ DATE _____ SELLER _____ DATE _____

SELLER _____ DATE _____ SELLER _____ DATE _____

I/We have read and received a copy of this disclosure, the arsenic in wood fact sheet, the arsenic in water brochure, and understand that I/we should seek information from qualified professionals if I/we have questions or concerns.

BUYER _____ DATE _____ BUYER _____ DATE _____

BUYER _____ DATE _____ BUYER _____ DATE _____



DocuSign Envelope ID: 9C887379-6DDB-46B3-BC43-8DCE3204C74E

LEAD PAINT DISCLOSURE/ADDENDUM

AGREEMENT BETWEEN Laurie Schreier, Trustee of the Elaine Colombo Irrevocable Trust (hereinafter "Seller")
 AND _____ (hereinafter "Buyer")
 FOR PROPERTY LOCATED AT 31 Cozy Corner, TA R8 & 9 WELS Long A, W Sebois, , ME 04462

Said contract is further subject to the following terms:

Lead Warning Statement

Every purchaser of any interest in residential real property on which a residential dwelling was built prior to 1978 is notified that such property may present exposure to lead from lead-based paint that may place young children at risk of developing lead poisoning. Lead poisoning in young children may produce permanent neurological damage, including learning disabilities, reduced intelligence quotient, behavioral problems, and impaired memory. Lead poisoning also poses a particular risk to pregnant women. The seller of any interest in residential real property is required to provide the buyer with any information on lead-based paint hazards from risk assessments or inspections in the seller's possession and notify the buyer of any known lead-based paint hazards. A risk assessment or inspection for possible lead-based paint hazards is recommended prior to purchase.

Seller's Disclosure

- (a) Presence of lead-based paint and/or lead-based paint hazards (check one below):
 Known lead-based paint and/or lead-based paint hazards are present in the housing (explain).

- Seller has no knowledge of lead-based paint and/or lead-based paint hazards in the housing.
- (b) Records and reports available to the Seller (check one below):
 Seller has provided the Buyer with all available records and reports pertaining to lead-based paint and/or lead-based paint hazards in the housing (list documents below).

- Seller has no reports or records pertaining to lead-based paint and/or lead-based paint hazards in the housing.

Buyer's Acknowledgment

- (c) Buyer has received copies of all information listed above.
- (d) Buyer has received the pamphlet Protect Your Family from Lead in Your Home.
- (e) Buyer has (check one below):
 Received a 10-day opportunity (or mutually agreed upon period) to conduct a risk assessment or inspection for the presence of lead-based paint and/or lead-based paint hazards; or
 Waived the opportunity to conduct a risk assessment or inspection for the presence of lead-based paint and/or lead-based paint hazards.

Agent's Acknowledgment

(f) Agent has informed the Seller of the Seller's obligations under 42 U.S.C. 4852(d) and is aware of his/her responsibility to ensure compliance.

Certification of Accuracy

The following parties have reviewed the information above and certify, to the best of their knowledge, that the information they have provided is true and accurate.

Buyer	Date	<u>DocuSigned by:</u>	Date
Buyer	Date	Seller <u>Laurie Schreier, Trustee of the Elaine Colombo Irrevocable Trust</u>	Date
Buyer	Date	Seller	Date
Buyer	Date	Seller <u>Adrian J Nadeau</u>	Date
Agent	Date	Agent <u>Bruce S. Bragdon / Adrian (Andy) J Nadeau J</u>	Date




Maine Association of REALTORS®/Copyright © 2023. All Rights Reserved. Revised 2023.

ERA Dawson Bradford Company, 117 Main Street Bangor, ME 04401
Adrian Nadeau

Phone: (207) 947-3353 Fax
Produced with Lone Wolf Transactions (zipForm Edition) 717 N Harwood St, Suite 2200, Dallas, TX 75201 www.wolf.com



Laurie Schreier



American Home Shield

Waiver of the Seller Protection Plan

I have read the Seller Protection Plan Contract Terms and Conditions and waive the valuable repair and replacement rights afforded under this Plan. In addition, I agree to hold the real estate broker and his agents harmless in the event of failure of the mechanical components which would otherwise be covered.

DocuSigned by:
Laurie Schrier, Trustee of the Laurie Schrier Revocable Trust
 D081B380E1E849C

Seller Signature: _____ Seller Name: _____
 Seller Signature: _____ Seller Name: _____
 List Date: 7/27/2023 Property Address: Long St, W. Sebes 04162

American Home Shield

Waiver of the Buyer Protection Plan

I have read the Buyer Protection Plan Contract Terms and Conditions and waive the valuable repair and replacement rights afforded under this Plan. In addition, I agree to hold the real estate broker and his agents harmless in the event of failure of the mechanical components which would otherwise be covered. Unless there is proven misrepresentation as to the condition of the home equipment coverable under this Plan.

Buyer Signature: _____ Buyer Name: _____
 Buyer Signature: _____ Buyer Name: _____
 List Date: _____ Property Address: _____

PROPERTY RECORD CARD - TOWNSHIP TA R8 & 9 WELS (LONG A, W. COUNTY PENOBSCOT

NAME	REMARKS
ELAIN COLOMBO IRREVOCABLE	
COLOMBO-ELAINE-O	
DATE	BOOK/PAGE
09/02/2021	16179
	8
	PLAN NO. 02
	LOT NO. 28
	SUBD. LOT
	EXEMPT
	LEASE NO.
	LEASE FROM
	KT 3018 CL 28

Account # **198090016**
 Building 1 of 1
 911 Road Name
 31 COZY CORNER


ADDRESS % LAURIE SCHREIER TRUSTEE
 14 WINTERBERRY LANE SE GA 30161
 ROME
 TA R8 & 9 WELS (LONG A, W. SEBOIS), PENOBSCOT
 Map PE030 Plan 02 Lot 28

LAND VALUATION	Std Lot Size	Std Depth	Avg Depth	Front Ft Price	Parcel Acres
	220 ft	220 ft	220	\$650	0.80
Base Lot Type	Base Lot	Unit Value	Factor	Base Lot Value	
Waterfront Lot	0.00	\$9,500	0.00	\$0	
Acreage	0.10	\$530		\$50	
Wet Land/Barren	0.00	\$65		\$0	
Topography				Adj	0.00

Waterfront Front Feet	138	Depth Factor	1.00	Excess Factor	0.967	Topo Factor	0.00	\$86,740
First 200 fr ft	0	Next 200 fr ft	0	400+ fr ft	0			\$0
Waterfront Acres	0.70							\$86,740

Topography	Acres	\$/ac	Topography
Lake Name Cedar Lake	0.00	0.00	0
Other	0.00	0.00	0
Septic Type Holding Tank	\$2,000	Well Type	0

GPS Coordinates	45 32.283	68 47.352	0.80ac. Unclassified	88,790
Notes	FR 2B northeast shore Cedar Lake, sand beach, nice design , 9th camp east of boat landing	Date Printed 07/26/2023	Total Buildings:	38,230
			Tree Growth Valuation:	0
			Total Property:	127,020
			Tree Growth Acres:	0.00
			Total Acres:	0.80



DocuSign Envelope ID: 9C887379-6DDB-46B3-BC43-8DCE3204C74E

LEAD PAINT DISCLOSURE/ADDENDUM

AGREEMENT BETWEEN Laurie Schreier, Trustee of the Elaine Colombo Irrevocable Trust (hereinafter "Seller")
 AND _____ (hereinafter "Buyer")
 FOR PROPERTY LOCATED AT 31 Cozy Corner, TA R8 & 9 WELS Long A, W Sebois, , ME 04462

Said contract is further subject to the following terms:

Lead Warning Statement

Every purchaser of any interest in residential real property on which a residential dwelling was built prior to 1978 is notified that such property may present exposure to lead from lead-based paint that may place young children at risk of developing lead poisoning. Lead poisoning in young children may produce permanent neurological damage, including learning disabilities, reduced intelligence quotient, behavioral problems, and impaired memory. Lead poisoning also poses a particular risk to pregnant women. The seller of any interest in residential real property is required to provide the buyer with any information on lead-based paint hazards from risk assessments or inspections in the seller's possession and notify the buyer of any known lead-based paint hazards. A risk assessment or inspection for possible lead-based paint hazards is recommended prior to purchase.

Seller's Disclosure

- (a) Presence of lead-based paint and/or lead-based paint hazards (check one below):
 Known lead-based paint and/or lead-based paint hazards are present in the housing (explain).

- Seller has no knowledge of lead-based paint and/or lead-based paint hazards in the housing.
- (b) Records and reports available to the Seller (check one below):
 Seller has provided the Buyer with all available records and reports pertaining to lead-based paint and/or lead-based paint hazards in the housing (list documents below).

- Seller has no reports or records pertaining to lead-based paint and/or lead-based paint hazards in the housing.

Buyer's Acknowledgment

- (c) Buyer has received copies of all information listed above.
- (d) Buyer has received the pamphlet Protect Your Family from Lead in Your Home.
- (e) Buyer has (check one below):
 Received a 10-day opportunity (or mutually agreed upon period) to conduct a risk assessment or inspection for the presence of lead-based paint and/or lead-based paint hazards; or
 Waived the opportunity to conduct a risk assessment or inspection for the presence of lead-based paint and/or lead-based paint hazards.

Agent's Acknowledgment

(f) Agent has informed the Seller of the Seller's obligations under 42 U.S.C. 4852(d) and is aware of his/her responsibility to ensure compliance.

Certification of Accuracy

The following parties have reviewed the information above and certify, to the best of their knowledge, that the information they have provided is true and accurate.

Buyer	Date	<u>Signed by:</u>	Date
Buyer	Date	<u>Seller Laurie Schreier, Trustee of the Elaine Colombo Irrevocable Trust</u>	Date
Buyer	Date	<u>Seller</u>	Date
Buyer	Date	<u>Seller</u>	Date
Agent	Date	<u>Agent Bruce S. Bragdon / Adrian (Andy) J Nadeau J</u>	Date



Protect Your Family From Lead in Your Home



United States Environmental Protection Agency



United States Consumer Product Safety Commission



United States Department of Housing



December 2012

Are You Planning to Buy or Rent a Home Built Before 1978?

Did you know that many homes built before 1978 have **lead-based paint**? Lead from paint, chips, and dust can pose serious health hazards.

Read this entire brochure to learn:

- How lead gets into the body
- About health effects of lead
- What you can do to protect your family
- Where to go for more information

Before renting or buying a pre-1978 home or apartment, federal law requires:

- Sellers must disclose known information on lead-based paint or lead-based paint hazards before selling a house.
- Real estate sales contracts must include a specific warning statement about lead-based paint. Buyers have up to 10 days to check for lead.
- Landlords must disclose known information on lead-based paint and lead-based paint hazards before leases take effect. Leases must include a specific warning statement about lead-based paint.

If undertaking renovations, repairs, or painting (RRP) projects in your pre-1978 home or apartment:

- Read EPA's pamphlet, *The Lead-Safe Certified Guide to Renovate Right*, to learn about the lead-safe work practices that contractors are required to follow when working in your home (see page 12).



Simple Steps to Protect Your Family from Lead Hazards

If you think your home has lead-based paint:

- Don't try to remove lead-based paint yourself.
- Always keep painted surfaces in good condition to minimize deterioration.
- Get your home checked for lead hazards. Find a certified inspector or risk assessor at [epa.gov/lead](https://www.epa.gov/lead).
- Talk to your landlord about fixing surfaces with peeling or chipping paint.
- Regularly clean floors, window sills, and other surfaces.
- Take precautions to avoid exposure to lead dust when remodeling.
- When renovating, repairing, or painting, hire only EPA- or state-approved Lead-Safe certified renovation firms.
- Before buying, renting, or renovating your home, have it checked for lead-based paint.
- Consult your health care provider about testing your children for lead. Your pediatrician can check for lead with a simple blood test.
- Wash children's hands, bottles, pacifiers, and toys often.
- Make sure children eat healthy, low-fat foods high in iron, calcium, and vitamin C.
- Remove shoes or wipe soil off shoes before entering your house.

Lead Gets into the Body in Many Ways

Adults and children can get lead into their bodies if they:

- Breathe in lead dust (especially during activities such as renovations, repairs, or painting that disturb painted surfaces).
- Swallow lead dust that has settled on food, food preparation surfaces, and other places.
- Eat paint chips or soil that contains lead.

Lead is especially dangerous to children under the age of 6.

- At this age, children's brains and nervous systems are more sensitive to the damaging effects of lead.
- Children's growing bodies absorb more lead.
- Babies and young children often put their hands and other objects in their mouths. These objects can have lead dust on them.



Women of childbearing age should know that lead is dangerous to a developing fetus.

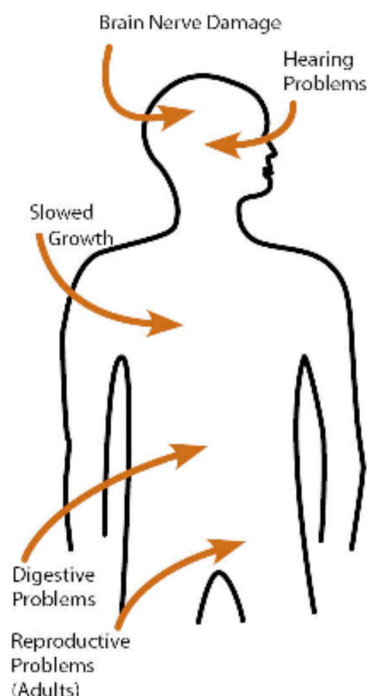
- Women with a high lead level in their system before or during pregnancy risk exposing the fetus to lead through the placenta during fetal development.

Health Effects of Lead

Lead affects the body in many ways. It is important to know that even exposure to low levels of lead can severely harm children.

In children, exposure to lead can cause:

- Nervous system and kidney damage
- Learning disabilities, attention deficit disorder, and decreased intelligence
- Speech, language, and behavior problems
- Poor muscle coordination
- Decreased muscle and bone growth
- Hearing damage



While low-lead exposure is most common, exposure to high amounts of lead can have devastating effects on children, including seizures, unconsciousness, and, in some cases, death.

Although children are especially susceptible to lead exposure, lead can be dangerous for adults, too.

In adults, exposure to lead can cause:

- Harm to a developing fetus
- Increased chance of high blood pressure during pregnancy
- Fertility problems (in men and women)
- High blood pressure
- Digestive problems
- Nerve disorders

- memory and concentration problems

3

- Muscle and joint pain

Check Your Family for Lead

Get your children and home tested if you think your home has lead.

Children's blood lead levels tend to increase rapidly from 6 to 12 months of age, and tend to peak at 18 to 24 months of age.

Consult your doctor for advice on testing your children. A simple blood test can detect lead. Blood lead tests are usually recommended for:

- Children at ages 1 and 2
- Children or other family members who have been exposed to high levels of lead
- Children who should be tested under your state or local health screening plan

Your doctor can explain what the test results mean and if more testing will be needed.

Where Lead-Based Paint Is Found

In general, the older your home or childcare facility, the more likely it has lead-based paint.¹

Many homes, including private, federally-assisted, federally-owned housing, and childcare facilities built before 1978 have lead-based paint. In 1978, the federal government banned consumer uses of lead-containing paint.²

Learn how to determine if paint is lead-based paint on page 7.

Lead can be found:

- In homes and childcare facilities in the city, country, or suburbs,
- In private and public single-family homes and apartments,
- On surfaces inside and outside of the house, and
- In soil around a home. (Soil can pick up lead from exterior paint or other sources, such as past use of leaded gas in cars.)

Learn more about where lead is found at [epa.gov/lead](https://www.epa.gov/lead).

¹ "Lead-based paint" is currently defined by the federal government as paint with lead levels greater than or equal to 1.0 milligram per square centimeter (mg/cm), or more than 0.5% by weight.

² "Lead-containing paint" is currently defined by the federal government as lead in new dried paint in excess of 90 parts per million (ppm) by weight.

Identifying Lead-Based Paint and Lead-Based Paint Hazards

Deteriorating lead-based paint (peeling, chipping, chalking, cracking, or damaged paint) is a hazard and needs immediate attention. **Lead-based paint** may also be a hazard when found on surfaces that children can chew or that get a lot of wear and tear, such as:

- On windows and window sills
- Doors and door frames
- Stairs, railings, banisters, and porches

Lead-based paint is usually not a hazard if it is in good condition and if it is not on an impact or friction surface like a window.

Lead dust can form when lead-based paint is scraped, sanded, or heated. Lead dust also forms when painted surfaces containing lead bump or rub together. Lead paint chips and dust can get on surfaces and objects that people touch. Settled lead dust can reenter the air when the home is vacuumed or swept, or when people walk through it. EPA currently defines the following levels of lead in dust as hazardous:

- 40 micrograms per square foot ($\mu\text{g}/\text{ft}^2$) and higher for floors, including carpeted floors
- 250 $\mu\text{g}/\text{ft}^2$ and higher for interior window sills

Lead in soil can be a hazard when children play in bare soil or when people bring soil into the house on their shoes. EPA currently defines the following levels of lead in soil as hazardous:

- 400 parts per million (ppm) and higher in play areas of bare soil
- 1,200 ppm (average) and higher in bare soil in the remainder of the yard

Remember, lead from paint chips—which you can see—and lead dust—which you may not be able to see—both can be hazards.

The only way to find out if paint, dust, or soil lead hazards exist is to test for them. The next page describes how to do this.

Checking Your Home for Lead

You can get your home tested for lead in several different ways:

- A lead-based paint **inspection** tells you if your home has lead-based paint and where it is located. It won't tell you whether your home currently has lead hazards. A trained and certified testing professional, called a lead-based paint inspector, will conduct a paint inspection using methods, such as:
 - Portable x-ray fluorescence (XRF) machine
 - Lab tests of paint samples
- A **risk assessment** tells you if your home currently has any lead hazards from lead in paint, dust, or soil. It also tells you what actions to take to address any hazards. A trained and certified testing professional, called a risk assessor, will:
 - Sample paint that is deteriorated on doors, windows, floors, stairs, and walls
 - Sample dust near painted surfaces and sample bare soil in the yard
 - Get lab tests of paint, dust, and soil samples
- A combination inspection and risk assessment tells you if your home has any lead-based paint and if your home has any lead hazards, and where both are located.



Be sure to read the report provided to you after your inspection or risk assessment is completed, and ask questions about anything you do not understand.

Checking Your Home for Lead, continued

In preparing for renovation, repair, or painting work in a pre-1978 home, Lead-Safe Certified renovators (see page 12) may:

- Take paint chip samples to determine if lead-based paint is present in the area planned for renovation and send them to an EPA-recognized lead lab for analysis. In housing receiving federal assistance, the person collecting these samples must be a certified lead-based paint inspector or risk assessor
- Use EPA-recognized tests kits to determine if lead-based paint is absent (but not in housing receiving federal assistance)
- Presume that lead-based paint is present and use lead-safe work practices

There are state and federal programs in place to ensure that testing is done safely, reliably, and effectively. Contact your state or local agency for more information, visit [epa.gov/lead](https://www.epa.gov/lead), or call **1-800-424-LEAD (5323)** for a list of contacts in your area.³

³ Hearing- or speech-challenged individuals may access this number through TTY by calling the Federal Relay Service at 1-800-877-8399.

What You Can Do Now to Protect Your Family

If you suspect that your house has lead-based paint hazards, you can take some immediate steps to reduce your family's risk:

- If you rent, notify your landlord of peeling or chipping paint.
- Keep painted surfaces clean and free of dust. Clean floors, window frames, window sills, and other surfaces weekly. Use a mop or sponge with warm water and a general all-purpose cleaner. (Remember: never mix ammonia and bleach products together because they can form a dangerous gas.)
- Carefully clean up paint chips immediately without creating dust.
- Thoroughly rinse sponges and mop heads often during cleaning of dirty or dusty areas, and again afterward.
- Wash your hands and your children's hands often, especially before they eat and before nap time and bed time.
- Keep play areas clean. Wash bottles, pacifiers, toys, and stuffed animals regularly.
- Keep children from chewing window sills or other painted surfaces, or eating soil.
- When renovating, repairing, or painting, hire only EPA- or state-approved Lead-Safe Certified renovation firms (see page 12).
- Clean or remove shoes before entering your home to avoid tracking in lead from soil.
- Make sure children eat nutritious, low-fat meals high in iron, and calcium, such as spinach and dairy products. Children with good diets absorb less lead.

Reducing Lead Hazards

Disturbing lead-based paint or removing lead improperly can increase the hazard to your family by spreading even more lead dust around the house.



- In addition to day-to-day cleaning and good nutrition, you can **temporarily** reduce lead-based paint hazards by taking actions, such as repairing damaged painted surfaces and planting grass to cover lead-contaminated soil. These actions are not permanent solutions and will need ongoing attention.
- You can minimize exposure to lead when renovating, repairing, or painting by hiring an EPA- or state-certified renovator who is trained in the use of lead-safe work practices. If you are a do-it-yourselfer, learn how to use lead-safe work practices in your home.
- To remove lead hazards permanently, you should hire a certified lead abatement contractor. Abatement (or permanent hazard elimination) methods include removing, sealing, or enclosing lead-based paint with special materials. Just painting over the hazard with regular paint is not permanent control.

Always use a certified contractor who is trained to address lead hazards safely.

- Hire a Lead-Safe Certified firm (see page 12) to perform renovation, repair, or painting (RRP) projects that disturb painted surfaces.
- To correct lead hazards permanently, hire a certified lead abatement professional. This will ensure your contractor knows how to work safely and has the proper equipment to clean up thoroughly.

Certified contractors will employ qualified workers and follow strict safety rules as set by their state or by the federal government.

Reducing Lead Hazards, continued

If your home has had lead abatement work done or if the housing is receiving federal assistance, once the work is completed, dust cleanup activities must be conducted until clearance testing indicates that lead dust levels are below the following levels:

- 40 micrograms per square foot ($\mu\text{g}/\text{ft}^2$) for floors, including carpeted floors
- 250 $\mu\text{g}/\text{ft}^2$ for interior windows sills
- 400 $\mu\text{g}/\text{ft}^2$ for window troughs

For help in locating certified lead abatement professionals in your area, call your state or local agency (see pages 14 and 15), or visit [epa.gov/lead](https://www.epa.gov/lead), or call 1-800-424-LEAD.

Renovating, Remodeling, or Repairing (RRP) a Home with Lead-Based Paint

If you hire a contractor to conduct renovation, repair, or painting (RRP) projects in your pre-1978 home or childcare facility (such as pre-school and kindergarten), your contractor must:

- Be a Lead-Safe Certified firm approved by EPA or an EPA-authorized state program
- Use qualified trained individuals (Lead-Safe Certified renovators) who follow specific lead-safe work practices to prevent lead contamination
- Provide a copy of EPA's lead hazard information document, *The Lead-Safe Certified Guide to Renovate Right*



RRP contractors working in pre-1978 homes and childcare facilities must follow lead-safe work practices that:

- **Contain the work area.** The area must be contained so that dust and debris do not escape from the work area. Warning signs must be put up, and plastic or other impermeable material and tape must be used.
- **Avoid renovation methods that generate large amounts of lead-contaminated dust.** Some methods generate so much lead-contaminated dust that their use is prohibited. They are:
 - Open-flame burning or torching
 - Sanding, grinding, planing, needle gunning, or blasting with power tools and equipment not equipped with a shroud and HEPA vacuum attachment and
 - Using a heat gun at temperatures greater than 1100°F
- **Clean up thoroughly.** The work area should be cleaned up daily. When all the work is done, the area must be cleaned up using special cleaning methods.
- **Dispose of waste properly.** Collect and seal waste in a heavy duty bag or sheeting. When transported, ensure that waste is contained to prevent release of dust and debris.

To learn more about EPA's requirements for RRP projects visit [epa.gov/getleadsafe](https://www.epa.gov/getleadsafe), or read *The Lead-Safe Certified Guide to*

Renovate Right.

Other Sources of Lead

While paint, dust, and soil are the most common sources of lead, other lead sources also exist:

- **Drinking water.** Your home might have plumbing with lead or lead solder. You cannot see, smell, or taste lead, and boiling your water will not get rid of lead. If you think your plumbing might contain lead:
 - Use only cold water for drinking and cooking.
 - Run water for 15 to 30 seconds before drinking it, especially if you have not used your water for a few hours.

Call your local health department or water supplier to find out about testing your water, or visit [epa.gov/lead](https://www.epa.gov/lead) for EPA's lead in drinking water information.

- **Lead smelters** or other industries that release lead into the air.
- **Your job.** If you work with lead, you could bring it home on your body or clothes. Shower and change clothes before coming home. Launder your work clothes separately from the rest of your family's clothes.
- **Hobbies** that use lead, such as making pottery or stained glass, or refinishing furniture. Call your local health department for information about hobbies that may use lead.
- Old **toys** and **furniture** may have been painted with lead-containing paint. Older toys and other children's products may have parts that contain lead.⁴
- Food and liquids cooked or stored in **lead crystal** or **lead-glazed pottery or porcelain** may contain lead.
- Folk remedies, such as "**greta**" and "**azarcon**," used to treat an upset stomach.

⁴ In 1978, the federal government banned toys, other children's products, and furniture with lead-containing paint (16 CFR 1303). In 2008, the federal government banned lead in most children's products. The federal government currently bans lead in excess of 100 ppm by weight in most children's products (76 FR 44463).

For More Information

The National Lead Information Center

Learn how to protect children from lead poisoning and get other information about lead hazards on the Web at [epa.gov/lead](https://www.epa.gov/lead) and [hud.gov/lead](https://www.hud.gov/lead), or call **1-800-424-LEAD (5323)**.

EPA's Safe Drinking Water Hotline

For information about lead in drinking water, call **1-800-426-4791**, or visit [epa.gov/lead](https://www.epa.gov/lead) for information about lead in drinking water.

Consumer Product Safety Commission (CPSC) Hotline

For information on lead in toys and other consumer products, or to report an unsafe consumer product or a product-related injury, call **1-800-638-2772**, or visit CPSC's website at [cpsc.gov](https://www.cpsc.gov) or [saferproducts.gov](https://www.saferproducts.gov).

State and Local Health and Environmental Agencies

Some states, tribes, and cities have their own rules related to lead-based paint. Check with your local agency to see which laws apply to you. Most agencies can also provide information on finding a lead abatement firm in your area, and on possible sources of financial aid for reducing lead hazards. Receive up-to-date address and phone information for your state or local contacts on the Web at [epa.gov/lead](https://www.epa.gov/lead), or contact the National Lead Information Center at **1-800-424-LEAD**.

Hearing- or speech-challenged individuals may access any of the phone numbers in this brochure through TTY by calling the toll-free Federal Relay Service at **1-800-877-8339**.

U. S. Environmental Protection Agency (EPA) Regional Offices

The mission of EPA is to protect human health and the environment. Your Regional EPA Office can provide further information regarding regulations and lead protection programs.

Region 1 (Connecticut, Massachusetts, Maine, New Hampshire, Rhode Island, Vermont)

Regional Lead Contact
U.S. EPA Region 1
5 Post Office Square, Suite 100, OES 05-4
Boston, MA 02109-3912
(888) 372-7341

Region 2 (New Jersey, New York, Puerto Rico, Virgin Islands)

Regional Lead Contact
U.S. EPA Region 2
2890 Woodbridge Avenue
Building 205, Mail Stop 225
Edison, NJ 08837-3679
(732) 321-6671

Region 3 (Delaware, Maryland, Pennsylvania, Virginia, DC, West Virginia)

Regional Lead Contact
U.S. EPA Region 3
1650 Arch Street
Philadelphia, PA 19103
(215) 814-2088

Region 4 (Alabama, Florida, Georgia, Kentucky, Mississippi, North Carolina, South Carolina, Tennessee)

Regional Lead Contact
U.S. EPA Region 4
AFC Tower, 12th Floor, Air, Pesticides & Toxics
61 Forsyth Street, SW
Atlanta, GA 30303
(404) 562-8998

Region 5 (Illinois, Indiana, Michigan, Minnesota, Ohio, Wisconsin)

Regional Lead Contact
U.S. EPA Region 5 (DT-8J)
77 West Jackson Boulevard
Chicago, IL 60604-3666
(217) 886-7826

Region 6 (Arkansas, Louisiana, New Mexico, Oklahoma, Texas, and 66 Tribes)

Regional Lead Contact
U.S. EPA Region 6
1445 Ross Avenue, 12th Floor
Dallas, TX 75202-2733
(214) 665-2704

Region 7 (Iowa, Kansas, Missouri, Nebraska)

Regional Lead Contact
U.S. EPA Region 7
11201 Renner Blvd.
WWPD/TOPE
Lenexa, KS 66219
(800) 223-0425

Region 8 (Colorado, Montana, North Dakota, South Dakota, Utah, Wyoming)

Regional Lead Contact
U.S. EPA Region 8
1595 Wynkoop St.
Denver, CO 80202
(303) 312-6966

Region 9 (Arizona, California, Hawaii, Nevada)

Regional Lead Contact
U.S. EPA Region 9 (CMD-4-2)
75 Hawthorne Street
San Francisco, CA 94105
(415) 947-4280

Region 10 (Alaska, Idaho, Oregon, Washington)

Regional Lead Contact
U.S. EPA Region 10
Solid Waste & Toxics Unit (WCM-128)
1200 Sixth Avenue, Suite 900
Seattle, WA 98101
(206) 553-1200

Consumer Product Safety Commission (CPSC)

The CPSC protects the public against unreasonable risk of injury from consumer products through education, safety standards activities, and enforcement. Contact CPSC for further information regarding consumer product safety and regulations.

CPSC

4330 East West Highway
Bethesda, MD 20814-4421
1-800-638-2772
cpsc.gov or saferproducts.gov

U. S. Department of Housing and Urban Development (HUD)

HUD's mission is to create strong, sustainable, inclusive communities and quality affordable homes for all. Contact HUD's Office of Healthy Homes and Lead Hazard Control for further information regarding the Lead Safe Housing Rule, which protects families in pre-1978 assisted housing, and for the lead hazard control and research grant programs.

HUD

451 Seventh Street, SW, Room 8236
Washington, DC 20410-3000
(202) 402-7698
hud.gov/offices/lead/

This document is in the public domain. It may be produced by an individual or organization without permission. Information provided in this booklet is based upon current scientific and technical understanding of the issues presented and is reflective of the jurisdictional boundaries established by the statutes governing the co-authoring agencies. Following the advice given will not necessarily provide complete protection in all situations or against all health hazards that can be caused by lead exposure.

IMPORTANT!

Lead From Paint, Dust, and Soil in and Around Your Home Can Be Dangerous if Not Managed Properly

- Children under 6 years old are most at risk for lead poisoning in your home.
- Lead exposure can harm young children and babies even before they are born.
- Homes, schools, and child care facilities built before 1978 are likely to contain lead-based paint.
- Even children who seem healthy may have dangerous levels of lead in their bodies.
- Disturbing surfaces with lead-based paint or removing lead-based paint improperly can increase the danger to your family.
- People can get lead into their bodies by breathing or swallowing lead dust, or by eating soil or paint chips containing lead.
- People have many options for reducing lead hazards. Generally, lead-based paint that is in good condition is not a hazard (see page 10).

CEDAR LAKE

T3R9 NWP and TAR8&9 WELS, Penobscot Co.
U.S.G.S. Cedar Lake (7½')

FISHES

Landlocked salmon	Common shiner
Brook trout	Creek chub
Rainbow smelt	Fallfish
White perch	White sucker
Yellow perch	Banded killifish
Chain pickerel	Redbreast sunfish
Minnnows	Pumpkinseed sunfish
Lake chub	American eel
Golden shiner	

Physical Characteristics

Area - 685 acres	Temperatures
	Surface - 68°F.
Maximum depth - 24 feet	24 feet - 68° F.

Principal fisheries: Landlocked salmon, brook trout, white perch.

Cedar mountain, elevation 900 feet, is the dominant feature of the area surrounding Cedar Lake. The shoreline of the lake is rocky and gravelly with two large sand beaches. Approximately one-half of the lake is developed with camps along the north and west shores.

Cedar Lake is a large, shallow, and relatively productive lake. Although there is abundant oxygen at all depths, high temperatures and competition from warmwater fish limits the production of salmon and brook trout. The lake lacks spawning tributaries for both salmon and brook trout. Some spawning of these species occurs in the outlet, however, it does not make a significant contribution to the lake fishery.

Brook trout were stocked for many years but the fishery produced was very erratic, so the trout stocking was discontinued and stocking of

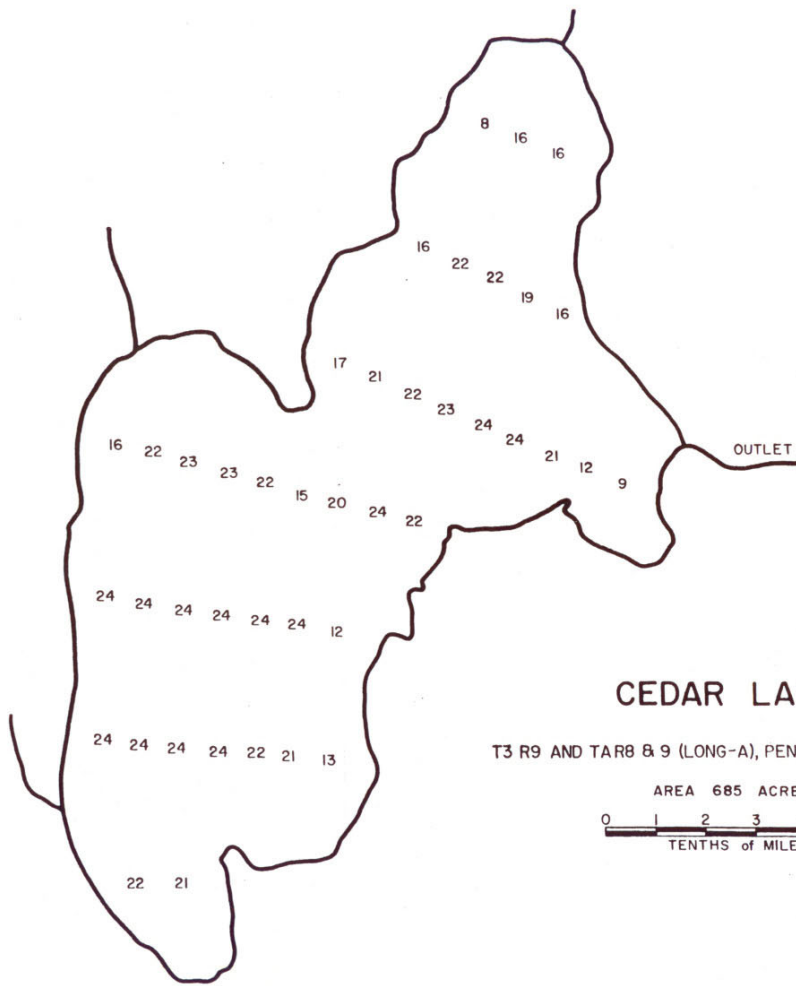
salmon was resumed. The abundant population of white perch has an adverse effect on both salmon and trout.

Access to the lake is by a camp road which is off state route #11, approximately 2 miles south of the Partridge Cove rest area adjacent to South Twin Lake. About 4 miles in on the camp road there are signs leading to a public boat launch which is maintained by the campowners association.

Surveyed - August, 1960

(Revised : 1996)

Maine Department of Inland Fisheries and Wildlife.
Funded in part by the Federal Aid in Restoration Act
under Federal Project F-28-P.
L2004F



CEDAR LAKE

T3 R9 AND T4R8 & 9 (LONG-A), PENOBSCOT CO., MAINE

AREA 685 ACRES

